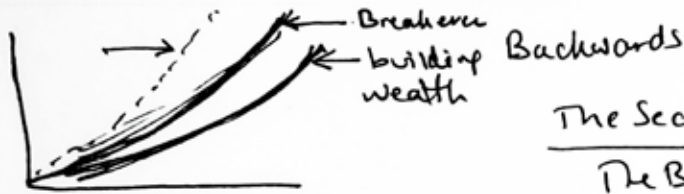


The Secret Formula - Part 1



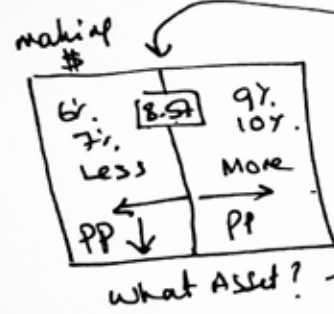
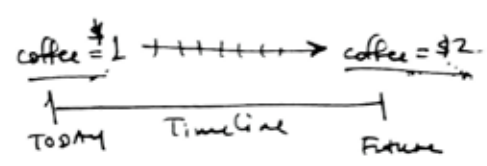
The Secret Formula ← wealth principle (level 1)
 The Break even formula

Break even ← $B = \frac{I}{1 - R}$

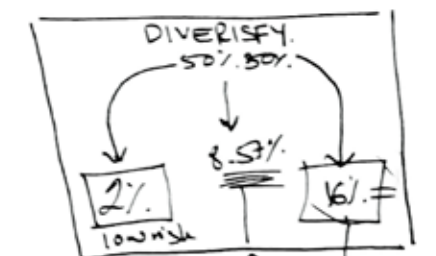
inflation rate (6%)
shadowstats.com

① $B = \frac{.06}{1 - 0.30} = \frac{.06}{.70} = 8.57\%$

effective tax rate (30%)
accountant



③ Portfolio return every year in a compounding manner (w/o leverage) just to maintain your purchasing power.



④ System is wired to be very difficult to build wealth 4% - 6% 7%
 compounding

